

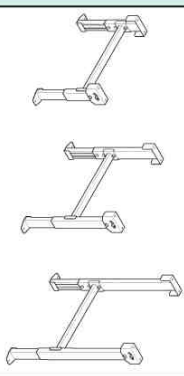
Sistemi di trasporto e accessori  
Case transportation systems and accessories  
Sistèmes de transport boîtes et accessoires  
Fördersysteme für Kartons und Zubehör  
Sistema de transporte de cajas y accesorios



**ACCESSORI - ACCESSORIES - ACCESSOIRES - ZUBEHÖR - ACCESORIOS**

**HST**

CAVALLETTI PER PIANO A RULLI TIPO HRMD - HRG Ø 32/48  
ADJUSTABLE LEGS FOR HRMD - HRG Ø 32/48 CONVEYORS  
PIEDS REGLABLES POUR CONVOYEURS HRMD - HRG Ø 32/48  
VERSTELLBARE STÜTZE FÜR ROLLENBAHNEN TYP HRMD - HRG Ø 32/48  
PATAS PARA PLANO DE RODILLOS TIPO HRMD - HRG Ø 32/48

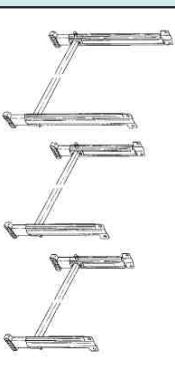


**HST**

w	h		w	h			
HST-55	500	390/550	7.8.05326.00A	HST-83	800	540/830	7.8.05331.00A
HST-55	650	390/550	7.8.05327.00A	HST-120	500	740/1230	7.8.05332.00A
HST-55	800	390/550	7.8.05328.00A	HST-120	650	740/1230	7.8.05333.00A
HST-83	500	540/830	7.8.05329.00A	HST-120	800	740/1230	7.8.05334.00A
HST-83	650	540/830	7.8.05330.00A				

**ST**

CAVALLETTI PER PIANO A RULLI TIPO RN - RG Ø 32  
ADJUSTABLE LEGS FOR RN - RG Ø 32 CONVEYORS  
PIEDS REGLABLES POUR CONVOYEURS RN - RG Ø 32  
VERSTELLBARE STÜTZE FÜR ROLLENBAHNEN TYP RN - RG Ø 32  
PATAS PARA PLANO DE RODILLOS TIPO RN - RG Ø 32

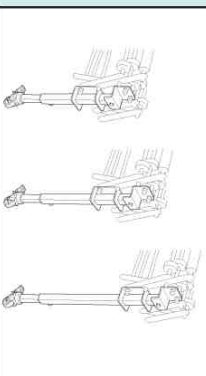


**ST**

w	h		w	h			
ST-55	500	380/550	7.8.04070	ST-83	800	520/830	7.8.04078
ST-55	650	380/550	7.8.04073	ST-120	500	800/1230	7.8.04072
ST-55	800	380/550	7.8.04077	ST-120	650	800/1230	7.8.04076
ST-83	500	520/830	7.8.04071	ST-120	800	800/1230	7.8.04079
ST-83	650	520/830	7.8.04075				

**LE**

GAMBE CON RUOTE PER GTL - GTM - GTR  
LEGS WITH CASTERS FOR GTL - GTM - GTR  
PIEDS AVEC ROUES POUR GTL - GTM - GTR  
STÜTZEN MIT RÄDERN FÜR GTL - GTM - GTR  
PATAS CON RUEDAS PARA GTL - GTM - GTR




**LE**

w	h		w	h			
LE-48	350	480	4.7.08804	LE-115	700	1150	4.7.08806
LE-78	500	780	4.7.08805	LE-170	1000	1700	4.7.08807



**RN/RG Ø 32 - 75**

PIANO A RULLI Ø 32 A PROFILO BASSO  
CONVEYOR WITH LOW PROFILE FRAME Ø 32  
PLAN A ROULEAUX A PROFIL BAS Ø 32  
ROLLENBAHNEN MIT NIEDRIGEM PROFIL Ø 32  
PLANO DE RODILLOS DE PERFIL BAJO Ø 32



Con cuscinetto in nylon  
With nylon bearing  
Avec coussinet en nylon  
Mit Kugellager aus Nylon  
Con rodamiento de nylon



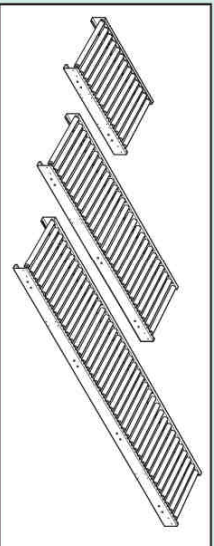
Con cuscinetto in metallo  
With stainless steel bearings  
Avec coussinet en acier  
Mit Kugellager aus rostfreiem Stahl  
Con rodamiento de bronce



RN	w	l	RG	
			w	l
RN 500	375	7.8.04048	RG 500	375 7.8.04053
RN 500	970	7.8.04054	RG 500	970 7.8.04055
RN 500	1950	7.8.04056	RG 500	1950 7.8.04057
RN 650	375	7.8.04058	RG 650	375 7.8.04059
RN 650	970	7.8.04060	RG 650	970 7.8.04061
RN 650	1950	7.8.04062	RG 650	1950 7.8.04063
RN 800	970	7.8.04064	RG 800	970 7.8.04065
RN 800	1950	7.8.04068	RG 800	1950 7.8.04069

**HRG Ø 32**

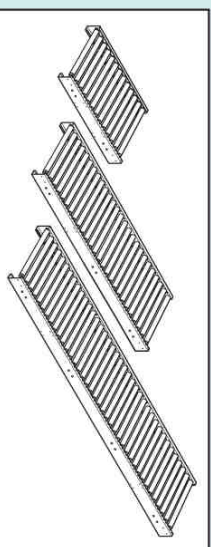
PIANO A RULLI Ø 32 A PROFILO ALTO  
CONVEYOR WITH HIGH PROFILE FRAME Ø 32  
PLAN A ROULEAUX A PROFIL HAUT Ø 32  
ROLLENBAHNEN MIT HÖHEM PROFIL Ø 32  
PLANO DE RODILLOS DE PERFIL ALTO Ø 32



HRG Ø 32 - 37.5				HRG Ø 32 - 75			
HRG Ø32	w	l	HRG Ø32	w	l	HRG Ø32	w
HRG Ø32	500	1950	HRG Ø32	500	1950	HRG Ø32	500
HRG Ø32	500	2925	HRG Ø32	500	2925	HRG Ø32	500
HRG Ø32	650	970	HRG Ø32	650	970	HRG Ø32	650
HRG Ø32	650	1950	HRG Ø32	650	1950	HRG Ø32	650
HRG Ø32	650	2925	HRG Ø32	650	2925	HRG Ø32	650
HRG Ø32	800	970	HRG Ø32	800	970	HRG Ø32	800
HRG Ø32	800	1950	HRG Ø32	800	1950	HRG Ø32	800
HRG Ø32	800	2925	HRG Ø32	800	2925	HRG Ø32	800

**HRG Ø 48**

PIANO A RULLI Ø 48 A PROFILO ALTO  
CONVEYOR WITH HIGH PROFILE FRAME Ø 48  
PLAN A ROULEAUX A PROFIL HAUT Ø 48  
ROLLENBAHNEN MIT HÖHEM PROFIL Ø 48  
PLANO DE RODILLOS DE PERFIL ALTO Ø 48



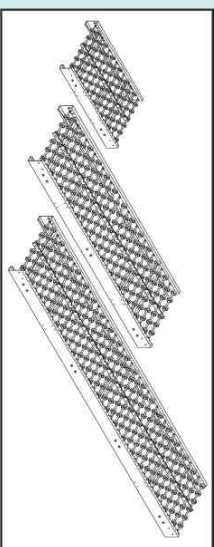
**HRG Ø 48 - 75**

**HRG Ø 48 - 112.5**

HRG Ø48	w	l	HRG Ø 48 - 75		HRG Ø 48 - 112.5		
			w	l	w	l	
HRG Ø48	500	970	HRG Ø48	500	970	HRG Ø48	500
HRG Ø48	500	1950	HRG Ø48	500	1950	HRG Ø48	500
HRG Ø48	500	2925	HRG Ø48	500	2925	HRG Ø48	500
HRG Ø48	650	970	HRG Ø48	650	970	HRG Ø48	650
HRG Ø48	650	1950	HRG Ø48	650	1950	HRG Ø48	650
HRG Ø48	650	2925	HRG Ø48	650	2925	HRG Ø48	650
HRG Ø48	800	970	HRG Ø48	800	970	HRG Ø48	800
HRG Ø48	800	1950	HRG Ø48	800	1950	HRG Ø48	800
HRG Ø48	800	2925	HRG Ø48	800	2925	HRG Ø48	800

**HRTP Ø 48**


PIANO A ROTELLE Ø48 IN PLASTICA  
PLASTIC WHEEL Ø48 CONVEYORS  
CONVOYEURS A ROULETTES Ø48 EN PLASTIQUE  
BAHNEN MIT KUNSTSTOFFRÄDCHEN Ø 48  
PLANO CON RUDECILLAS Ø 48 PLASTICOS



HRTP Ø 48-37.5				HRTP Ø 48-75			
HRTP Ø48	w	l	HRTP Ø48	w	l	HRTP Ø48	w
HRTP Ø48	500	1950	HRTP Ø48	500	1950	HRTP Ø48	500
HRTP Ø48	500	2925	HRTP Ø48	500	2925	HRTP Ø48	500
HRTP Ø48	650	970	HRTP Ø48	650	970	HRTP Ø48	650
HRTP Ø48	650	1950	HRTP Ø48	650	1950	HRTP Ø48	650
HRTP Ø48	650	2925	HRTP Ø48	650	2925	HRTP Ø48	650
HRTP Ø48	800	970	HRTP Ø48	800	970	HRTP Ø48	800
HRTP Ø48	800	1950	HRTP Ø48	800	1950	HRTP Ø48	800
HRTP Ø48	800	2925	HRTP Ø48	800	2925	HRTP Ø48	800

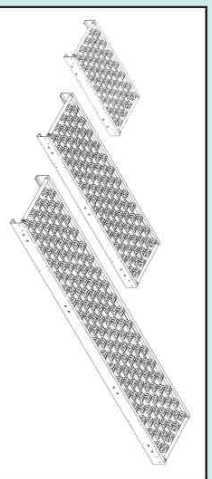


**HRTZ Ø 48**  
 PIANO A ROTELLE Ø 48 IN ACCIAIO  
 METAL WHEEL Ø48 CONVEYORS  
 CONVOYEURS A ROULETTES Ø48 EN METAL  
 BAHNEN MIT METALLRÄDCHEN Ø48  
 PLANO CON RUDECILLAS METALICOS Ø48



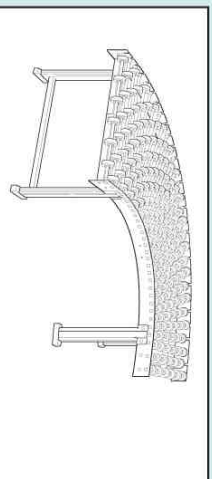
HRTZ Ø 48 -37,5			HRTZ Ø 48 -75		
w	l		w	l	
HRTZ Ø48	500	970	HRTZ Ø48	500	970
		7.8.05392.00A			7.8.05393.00A
HRTZ Ø48	500	1950	HRTZ Ø48	500	1950
		7.8.05394.00A			7.8.05395.00A
HRTZ Ø48	500	2925	HRTZ Ø48	500	2925
		7.8.05396.00A			7.8.05397.00A
HRTZ Ø48	650	970	HRTZ Ø48	650	970
		7.8.05398.00A			7.8.05399.00A
HRTZ Ø48	650	1950	HRTZ Ø48	650	1950
		7.8.05400.00A			7.8.05401.00A
HRTZ Ø48	650	2925	HRTZ Ø48	650	2925
		7.8.05402.00A			7.8.05403.00A
HRTZ Ø48	800	970	HRTZ Ø48	800	970
		7.8.05404.00A			7.8.05405.00A
HRTZ Ø48	800	1950	HRTZ Ø48	800	1950
		7.8.05406.00A			7.8.05407.00A
HRTZ Ø48	800	2925	HRTZ Ø48	800	2925
		7.8.05408.00A			7.8.05409.00A

**HRMD**  
 PIANO A ROTELLE MULTIDIREZIONALE  
 MULTIDIRECTIONAL WHEELS CONVEYORS  
 PLANS A ROULETTES MULTIDIRECTIONNELLES  
 VIELGERICHTETE RÄDCHENPLAN  
 PLANO CON RUDECILLAS MULTIDIRECCIONAL



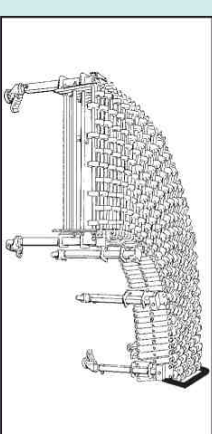
HRMD		
w	l	
HRMD	500	1120
		7.8.05323.00A
HRMD	650	1120
		7.8.05324.00A
HRMD	800	1120
		7.8.05325.00A

**CV**  
 CURVE A ROTELLE FOLLI A 90°  
 IDLER WHEEL CURVES A 90°  
 COURBES A ROULETTES LIBRES A 90°  
 KURVE MIT FREIEN RÄDCHEN A 90°  
 CURVAS CON RUEDES LIBRES A 90°



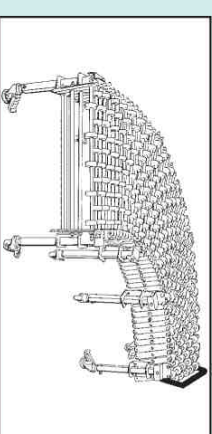
CV		
w	l	
CV	500	570
		7.8.00845
CV	650	720
		7.8.01113
CV	800	870
		7.8.01394

**GTL**  
 RULLIERA ESTENSIBILE CON ROTELLE IN PLASTICA  
 PLASTIC WHEEL EXTENDABLE CONVEYORS  
 CONVOYEUR EXTENSIBLES A ROULETTES PLASTIQUES  
 AUSZEHBARE BAHNEN MIT KUNSTOFBRÄDCHEN  
 PLANO EXTENSIBLE CON RUDECILLAS PLASTICOS



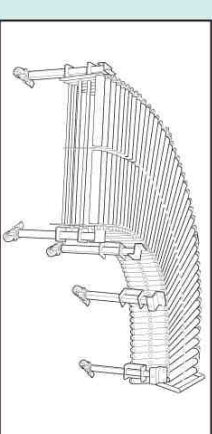
GTL		
w	l	
400/3	400	1400/4500
		7.8.01822
400/3	500	1400/4500
		7.8.01823
650/3	650	1400/4500
		7.8.01824
800/3	800	1400/4500
		7.8.03994

**GTM**  
 RULLIERA ESTENSIBILE CON ROTELLE IN METALLO  
 METAL WHEEL EXTENDABLE CONVEYORS  
 CONVOYEUR EXTENSIBLES A ROULETTES EN METAL  
 AUSZEHBARE BAHNEN MIT METALLRÄDCHEN  
 PLANO EXTENSIBLE CON RUDECILLAS METALICOS



GTM		
w	l	
400/3	400	1400/4500
		7.8.01817
400/3	500	1400/4500
		7.8.01818
650/3	650	1400/4500
		7.8.04484.00A
800/3	800	1400/4500
		7.8.04485.00A

**GTR**  
 RULLIERA ESTENSIBILE CON RULLI IN METALLO  
 METAL ROLLER EXTENDABLE CONVEYORS  
 CONVOYEUR EXTENSIBLES A ROULEAUX EN METAL  
 AUSZEHBARE BAHNEN MIT METALLROLLEN  
 PLANO EXTENSIBLE CON RODILLOS METALICOS



GTR		
w	l	
400/3	400	1400/4500
		7.8.01365
400/3	500	1400/4500
		7.8.01141
650/3	650	1400/4500
		7.8.02159
800/3	800	1400/4500
		7.8.04116



